
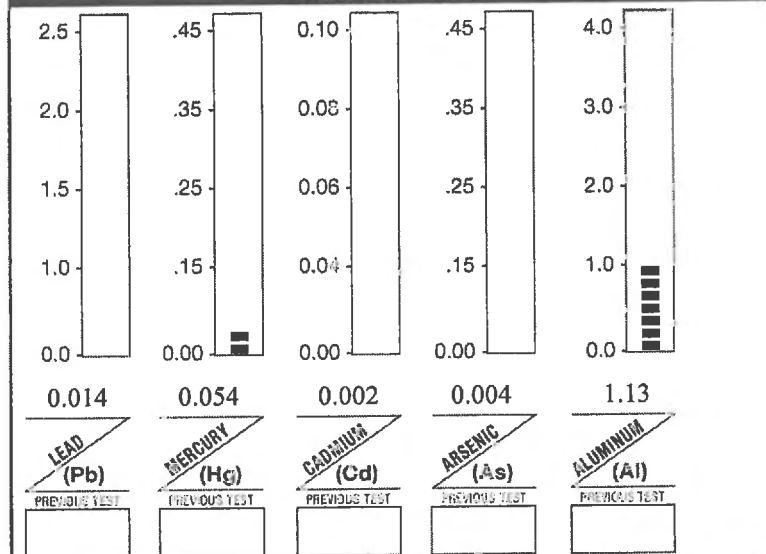


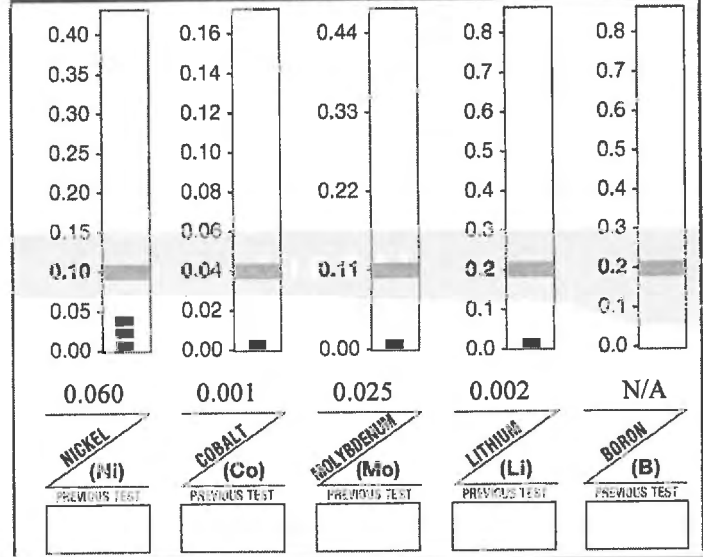
**NUTRIENT MINERALS**



**TOXIC METALS**



**ADDITIONAL MINERALS**



**SIGNIFICANT MINERAL RATIOS**

MINERAL RATIO	IDEAL RATIO	CURRENT RATIO	% OF IDEAL	PREVIOUS RATIO	LOW	IDEAL	HIGH
CA/MG	6.67	80.33	1204	0.00	○○○○○○○○○○	○○○○○○○○○○	○○○○○○○○○○
CA/K	4.00	120.50	3013	0.00	○○○○○○○○○○	○○○○○○○○○○	○○○○○○○○○○
NA/MG	4.17	3.00	72	0.00	○○○○○○○○○○	○○○○○○○○○○	
NA/K	2.50	4.50	180	0.00	○○○○○○○○○○	○○○○○○○○○○	○○○○○○○○○○
ZN/CU	8.00	0.60	7	0.00	○		
CA/P	2.50	16.07	643	0.00	○○○○○○○○○○	○○○○○○○○○○	○○○○○○○○○○

MIXED OXIDIZER

FAST OXIDIZER

SLOW OXIDIZER

## Supplement Program

Number	Name	Dosage			Cost		
		AM	Noon	PM	30 day	60 day	90 day
22	Megapan	2	2	2	\$39.00	\$78.00	\$117.00
86	Endo-Dren	1	1	1	\$20.00	\$39.00	\$59.00
129	GB-3	1	1	1	\$28.00	\$55.00	\$83.00
116	Paramin	1	1	1	\$22.00	\$43.00	\$65.00
198	Endo-Pan	1	1	1	\$20.00	\$39.00	\$59.00

30 day Total : \$129.00

60 day Total : \$254.00

90 day Total : \$383.00

## **Health history for hair test 693**

### **What are your current symptoms and health history?**

Long term

Physical

Long term problems with energy. Regular Migraines. Headaches. Inability to deal with infection. Sinusitis. Fungal problems. Athletes foot. Mouth ulcers. Cold sores. Large eruptions on forehead and neck. Kidney stones. Joint pain. Toes, fingers, ankles. Constipation.

Mental

Periodic bouts of mild depression. 2-3 weeks at a time. Social withdrawal. Anger.

Current (starting 18 months ago)

Acute anxiety. Total fatigue. Dizziness. Stinging sensation in brain. Testicle pain. Liver pain. Swollen lymph nodes. Depression. Visual disturbances. Blurred vision. Hypersensitivity to chemicals/pollutants. Demotivation. Tearfulness. Despair. Large lumps/eruptions on scalp that weep puss. Low temps. Typically 35.9-36.3.

### **Dental history (Wisdom teeth removed and when? Any other extractions. First root canal placed? Braces? First amalgam etc...)**

First amalgam at 15. I had further two. One removed in 1998. Two removed in September 2012. Three wisdom teeth removed. One root canal 2000. Removed in 2009.

### **What dental work do you currently have in place? What part of the dental clean-up have you completed?**

Currently have Three tooth metal bridge. Due for removal in January. Also, ceramic crown has small metal post underneath.

### **What dentistry did your mother have at any time before or during pregnancy?**

Several amalgam fillings.

### **What vaccinations have you had and when (including flu and especially travel shots)?**

I had typical inoculations as a child from 1962-1972. Not sure which ones. No travel shots.

### **Supplements and medications (including dosages) taken at time of hair test, or for the 3-6 months before the sample was taken?**

None at the time. But currently following L. Wilson detox plus daily saunas, enemas. Also taking HC 10mg. Slowly weaning off as energy improves.

NAE Adrenal cortex.

zinc 100mg 2-2-2

Taurine 2000mg

LA cysteine 1-1-0

Multivitamin without copper

Vitamin C 2000 1-1-1

Acidophilus

Calcium/magnesium 1-1-1

Tried molybdenum but it made me constipated.

### **What is your age, height and weight?**

50 year. 72kg. 182cm.

### **Other information you feel may be relevant?**

I am married with an 18month old son.

I am pending a hair retest. I have had a period of recovery since an awful and total collapse last July where i was suicidal and close to a psych admission. i took ADs and benzos for six months which made matters worse. got to quite a strong position then last week I had a sudden onset of the above current symptoms. Which knocked me down. They are easing now, but still difficult to manage. My test shows elevated copper and I have been working to reduce that. I also did a challenge test with DMSA which showed elevated mercury, lead, nickel, amongst others. This is also attached. Unfortunately I did this before my fillings were removed. But only for three days. Now I know better. I would like to know if my results indicate mercury as well as copper.

### **What is your location – city & country (so that we can learn where certain toxins are more prevalent).**

Uk. London.

## Toxic Elements

Results in µg/24 hours

Element	Reference Range	Reference Range**
Lead	2.3	<= 1.5
Mercury	2.34	<= 2.17
Aluminum	21.9	<= 25.2
Antimony	0.300	<= 0.144
Arsenic	116	<= 49
Barium	19.3	<= 5.5
Bismuth	<dl	<= 2.26
Cadmium	0.60	<= 0.63
Cesium	11.50	<= 10.10
Gadolinium	<dl	<= 0.019
Gallium	<dl	<= 0.031
Nickel	<dl	<= 4.41
Niobium	<dl	<= 0.086
Platinum	<dl	<= 0.038
Rubidium	2,052	<= 2,486
Thallium	0.500	<= 0.273
Thorium	<dl	<= 3.911
Tin	0.60	<= 2.25
Tungsten	<dl	<= 0.264
Uranium	<dl	<= 0.027

## Sulfur

Results in mg/24 hours

Element	Reference Range	Reference Range**
Sulfur*	1,261	353-1,567

\* Elevated sulfur may indicate the presence of a chelating agent.

## Creatinine Concentration

Urine Creatinine ♦ 60.00 23.00-205.00 mg/dL

## Collection Information

Urine Total Volume (in milliliters): 4,000.0

Length of Collection: (in hours) 24.0

Provocation Comment:

Information regarding pre- or post-provocation was not provided.

\*\*Reference ranges are representative of a healthy population under non-challenged or non-provoked conditions.

The performance characteristics of all assays have been verified by Genova Diagnostics, Inc. Unless otherwise noted with ♦ as cleared by the U.S. Food and Drug Administration, assays are For Research Use Only.