



InterClinical Laboratories Pty Limited

ABN 89 076 386 475
 PO Box 6474, Alexandria NSW 2015 Australia
 Ph: 02 9693 2888 Fax: 02 9693 1888
 Email lab@interclinical.com.au

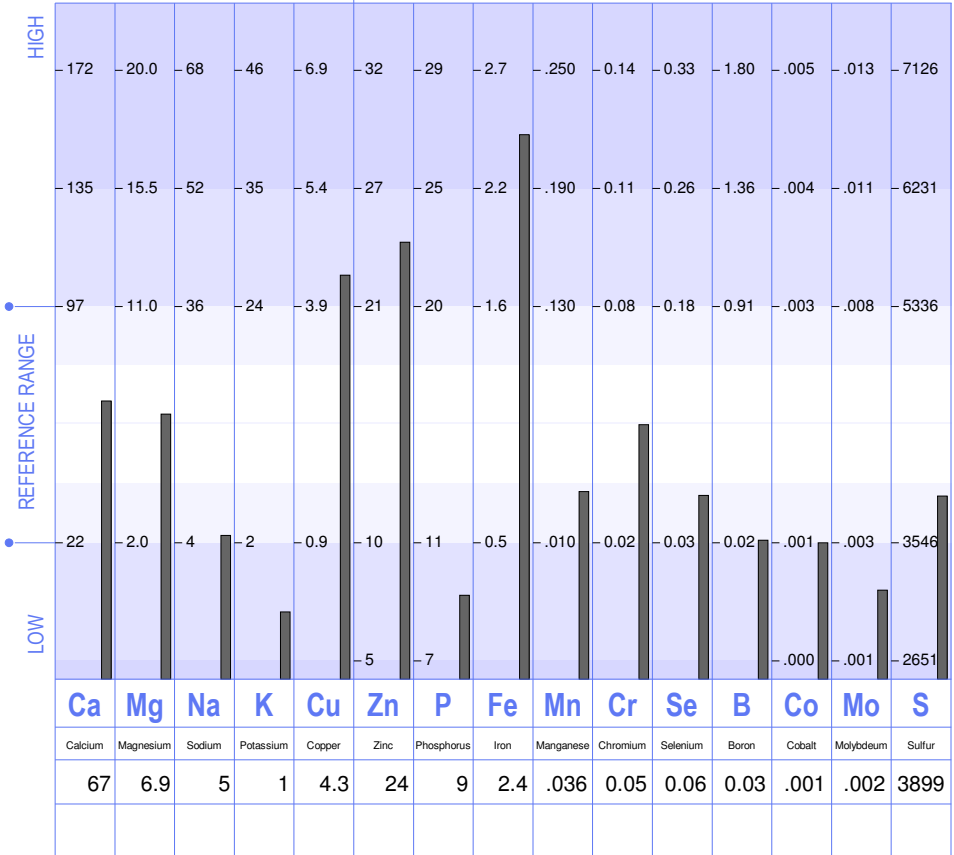
LABORATORY NO.:	1
-----------------	---

PROFILE NO.:	2	SAMPLE TYPE:	SCALP
--------------	---	--------------	-------

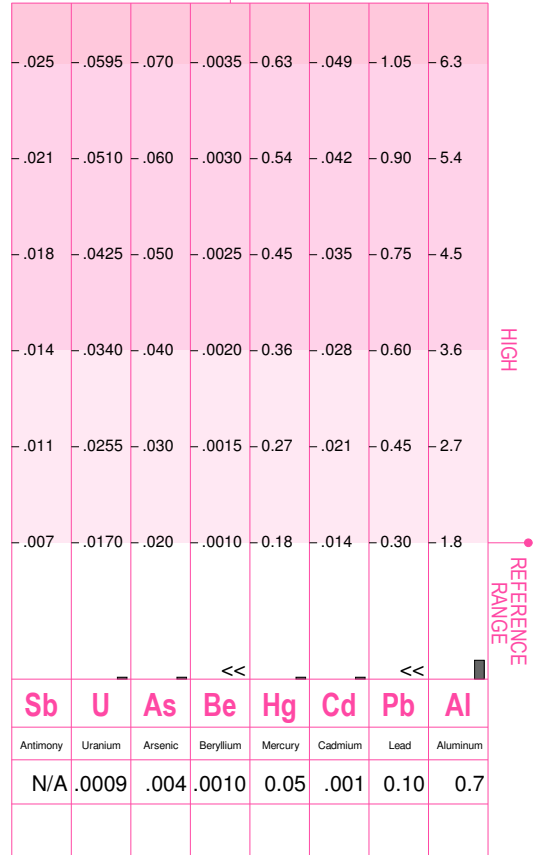
PATIENT: 50	AGE:	SEX: F	METABOLIC TYPE: SLOW 1
-------------	------	--------	------------------------

REQUESTED BY: 26/08/2013	ACCOUNT NO.:	DATE:
--------------------------	--------------	-------

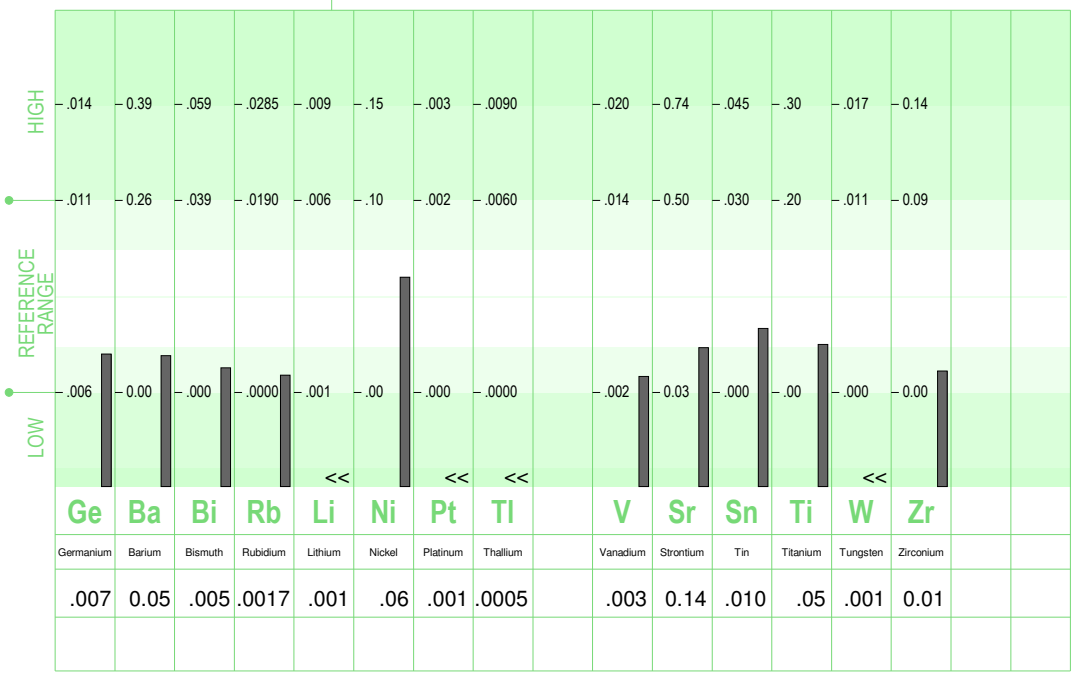
NUTRITIONAL ELEMENTS



TOXIC ELEMENTS



ADDITIONAL ELEMENTS



"<<": Below Calibration Limit; Value Given Is Calibration Limit

"QNS": Sample Size Was Inadequate For Analysis.

"N/A": Currently Not Available

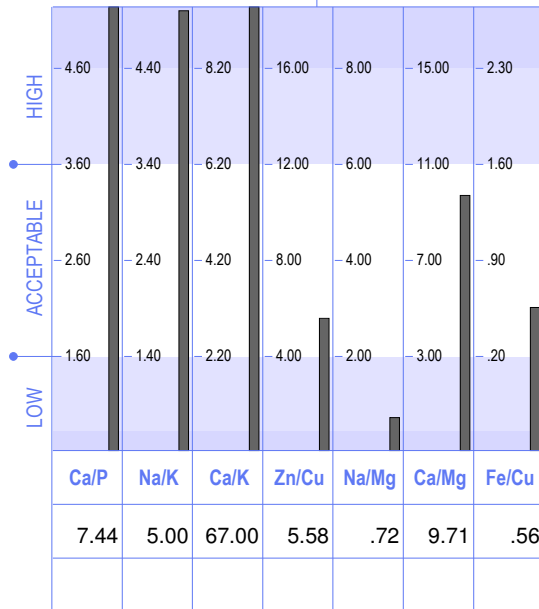
Ideal Levels And Interpretation Have Been Based On Hair Samples Obtained From The Mid-Parietal To The Occipital Region Of The Scalp.

Laboratory Analysis Provided by Trace Elements, Inc., an H. S. Licensed Clinical Laboratory. No. 45 D0481787

26/08/2013
 CURRENT TEST RESULTS

PREVIOUS TEST RESULTS

SIGNIFICANT RATIOS



TOXIC RATIOS



ADDITIONAL RATIOS

RATIO	CALCULATED VALUE		EXPECTED
	Current	Previous	
Ca/Sr	478.57		131/1
Cr/V	16.67		13/1
Cu/Mo	2150.00		625/1
Fe/Co	2400.00		440/1
K/Co	1000.00		2000/1
K/Li	1000.00		2500/1
Mg/B	230.00		40/1
S/Cu	906.74		1138/1
Se/Tl	120.00		37/1
Se/Sn	6.00		0.67/1
Zn/Sn	2400.00		167/1

COPYRIGHT, TRACE ELEMENTS, INC. 2000, 2004, 2008

LEVELS

All mineral levels are reported in milligrams percent (milligrams per one-hundred grams of hair). One milligram percent (mg%) is equal to ten parts per million (ppm).

NUTRITIONAL ELEMENTS

Extensively studied, the nutrient elements have been well defined and are considered essential for many biological functions in the human body. They play key roles in such metabolic processes as muscular activity, endocrine function, reproduction, skeletal integrity and overall development.

TOXIC ELEMENTS

The toxic elements or "heavy metals" are well-known for their interference upon normal biochemical function. They are commonly found in the environment and therefore are present to some degree, in all biological systems. However, these metals clearly pose a concern for toxicity when accumulation occurs to excess.

ADDITIONAL ELEMENTS

These elements are considered as possibly essential by the human body. Additional studies are being conducted to better define their requirements and amounts needed.

RATIOS

A calculated comparison of two elements to each other is called a ratio. To calculate a ratio value, the first mineral level is divided by the second mineral level.

EXAMPLE: A sodium (Na) test level of 24 mg% divided by a potassium (K) level of 10 mg% equals a Na/K ratio of 2.4 to 1.

SIGNIFICANT RATIOS

If the synergistic relationship (or ratio) between certain minerals in the body is disturbed, studies show that normal biological functions and metabolic activity can be adversely affected. Even at extremely low concentrations, the synergistic and/or antagonistic relationships between minerals still exist, which can indirectly affect metabolism.

TOXIC RATIOS

It is important to note that individuals with elevated toxic levels may not always exhibit clinical symptoms associated with those particular toxic minerals. However, research has shown that toxic minerals can also produce an antagonistic effect on various essential minerals eventually leading to disturbances in their metabolic utilization.

ADDITIONAL RATIOS

These ratios are being reported solely for the purpose of gathering research data. This information will then be used to help the attending health-care professional in evaluating their impact upon health.

REFERENCE RANGES

Generally, reference ranges should be considered as guidelines for comparison with the reported test values. These reference ranges have been statistically established from studying an international population of "healthy" individuals.

Important Note: The reference ranges should not be considered as absolute limits for determining deficiency, toxicity or acceptance.



InterClinical Laboratories Pty Limited

ABN 89 076 386 475
 PO Box 6474, Alexandria NSW 2015 Australia
 Ph: 02 9693 2888 Fax: 02 9693 1888
 Email lab@interclinical.com.au

LABORATORY NO.: 1

PROFILE NO.: 3

SAMPLE TYPE: SCALP

PATIENT: 50

AGE:

SEX: F

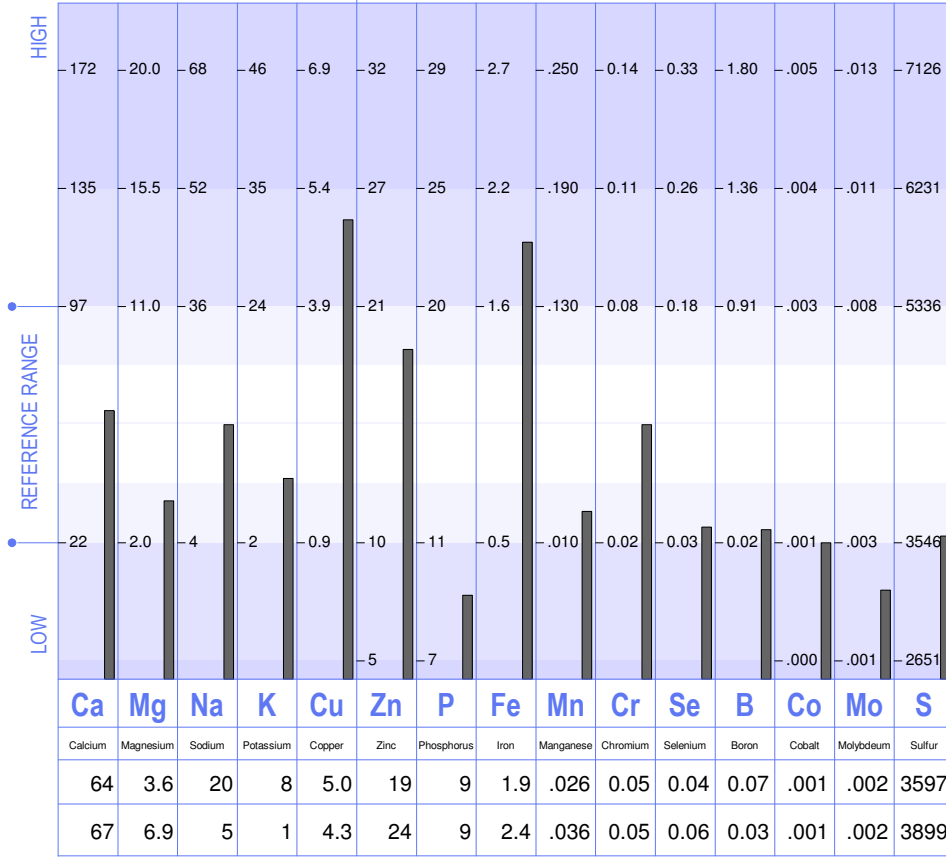
METABOLIC TYPE: SLOW 2

REQUESTED BY: 2216

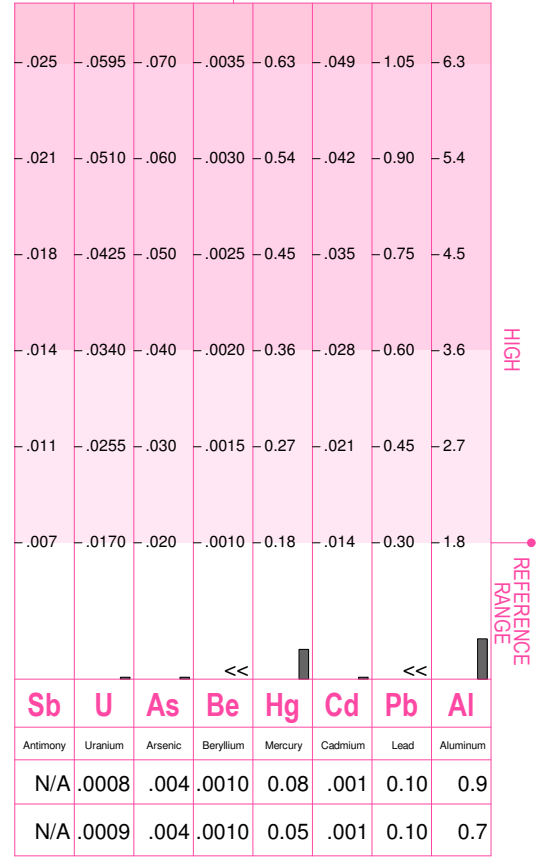
ACCOUNT NO.:

DATE: 7/01/2014

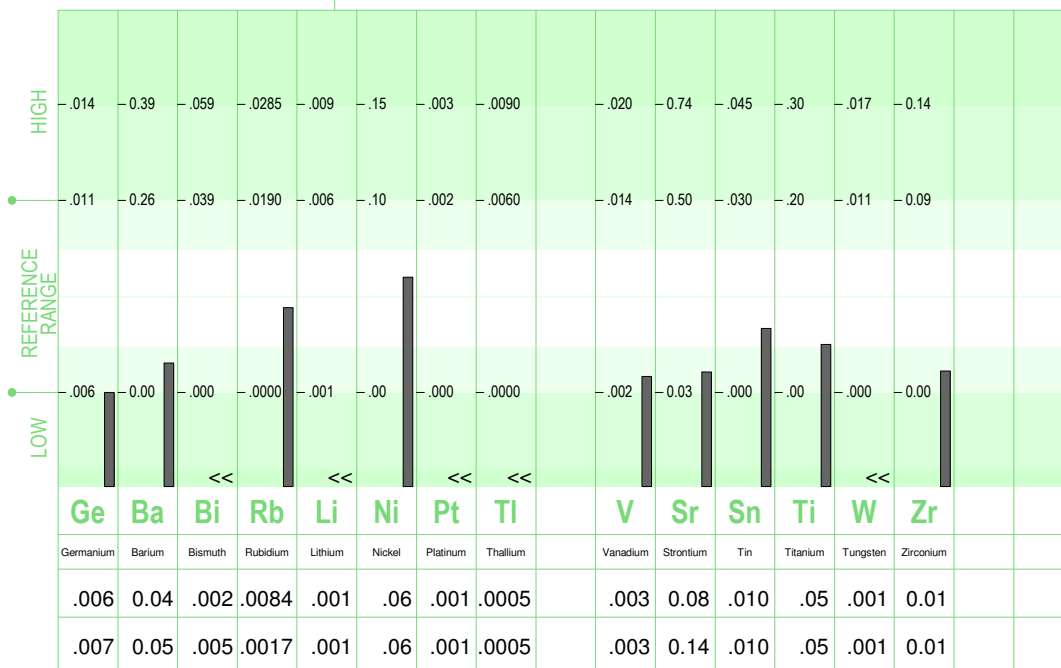
NUTRITIONAL ELEMENTS



TOXIC ELEMENTS



ADDITIONAL ELEMENTS



"<<": Below Calibration Limit; Value Given Is Calibration Limit

"QNS": Sample Size Was Inadequate For Analysis.

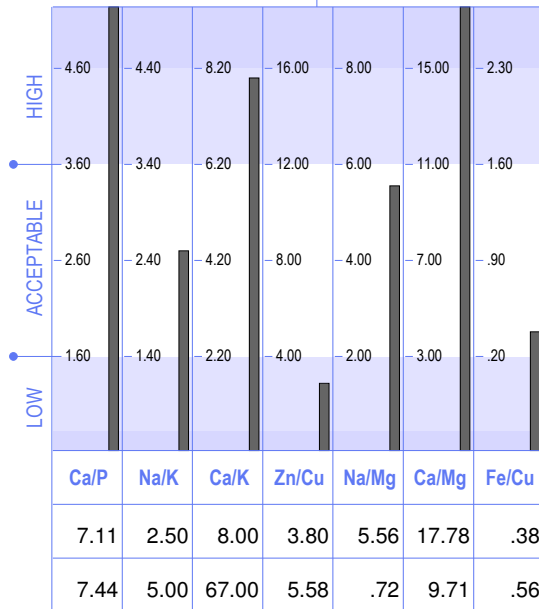
"N/A": Currently Not Available

Ideal Levels And Interpretation Have Been Based On Hair Samples Obtained From The Mid-Parietal To The Occipital Region Of The Scalp.

Laboratory Analysis Provided by Trace Elements, Inc., an H. H. S. Licensed Clinical Laboratory. No. 45 D0481787

7/01/2014
 CURRENT TEST RESULTS
 26/08/2013
 PREVIOUS TEST RESULTS

SIGNIFICANT RATIOS



TOXIC RATIOS



ADDITIONAL RATIOS

RATIO	CALCULATED VALUE		EXPECTED
	Current	Previous	
Ca/Sr	800.00	478.57	131/1
Cr/V	16.67	16.67	13/1
Cu/Mo	2500.00	2150.00	625/1
Fe/Co	1900.00	2400.00	440/1
K/Co	8000.00	1000.00	2000/1
K/Li	8000.00	1000.00	2500/1
Mg/B	51.43	230.00	40/1
S/Cu	719.40	906.74	1138/1
Se/Tl	80.00	N/A	37/1
Se/Sn	4.00	6.00	0.67/1
Zn/Sn	1900.00	2400.00	167/1

COPYRIGHT, TRACE ELEMENTS, INC. 2000, 2004, 2008

LEVELS

All mineral levels are reported in milligrams percent (milligrams per one-hundred grams of hair). One milligram percent (mg%) is equal to ten parts per million (ppm).

NUTRITIONAL ELEMENTS

Extensively studied, the nutrient elements have been well defined and are considered essential for many biological functions in the human body. They play key roles in such metabolic processes as muscular activity, endocrine function, reproduction, skeletal integrity and overall development.

TOXIC ELEMENTS

The toxic elements or "heavy metals" are well-known for their interference upon normal biochemical function. They are commonly found in the environment and therefore are present to some degree, in all biological systems. However, these metals clearly pose a concern for toxicity when accumulation occurs to excess.

ADDITIONAL ELEMENTS

These elements are considered as possibly essential by the human body. Additional studies are being conducted to better define their requirements and amounts needed.

RATIOS

A calculated comparison of two elements to each other is called a ratio. To calculate a ratio value, the first mineral level is divided by the second mineral level.

EXAMPLE: A sodium (Na) test level of 24 mg% divided by a potassium (K) level of 10 mg% equals a Na/K ratio of 2.4 to 1.

SIGNIFICANT RATIOS

If the synergistic relationship (or ratio) between certain minerals in the body is disturbed, studies show that normal biological functions and metabolic activity can be adversely affected. Even at extremely low concentrations, the synergistic and/or antagonistic relationships between minerals still exist, which can indirectly affect metabolism.

TOXIC RATIOS

It is important to note that individuals with elevated toxic levels may not always exhibit clinical symptoms associated with those particular toxic minerals. However, research has shown that toxic minerals can also produce an antagonistic effect on various essential minerals eventually leading to disturbances in their metabolic utilization.

ADDITIONAL RATIOS

These ratios are being reported solely for the purpose of gathering research data. This information will then be used to help the attending health-care professional in evaluating their impact upon health.

REFERENCE RANGES

Generally, reference ranges should be considered as guidelines for comparison with the reported test values. These reference ranges have been statistically established from studying an international population of "healthy" individuals.

Important Note: The reference ranges should not be considered as absolute limits for determining deficiency, toxicity or acceptance.



InterClinical Laboratories Pty Limited

ABN 89 076 386 475
 PO Box 6474, Alexandria NSW 2015 Australia
 Ph: 02 9693 2888 Fax: 02 9693 1888
 Email lab@interclinical.com.au

LABORATORY NO.:

1158854

PROFILE NO.: 3

SAMPLE TYPE: SCALP

PATIENT: F

AGE:

SEX:

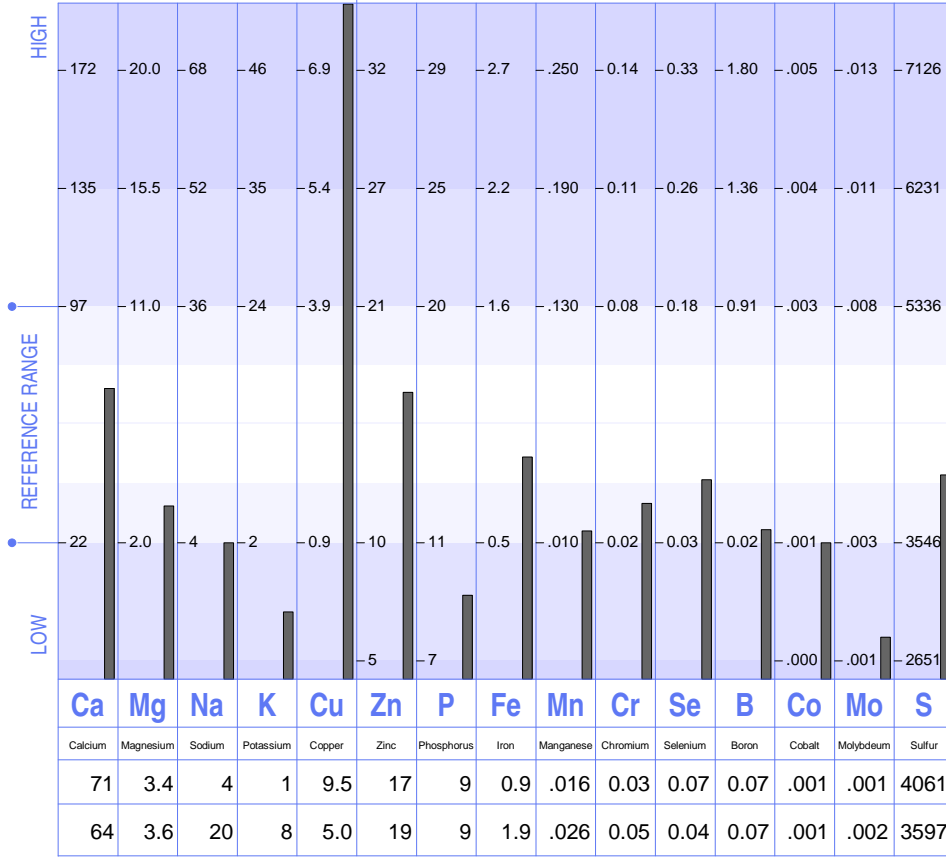
METABOLIC TYPE: SLOW 1

REQUESTED BY: 29/04/2014

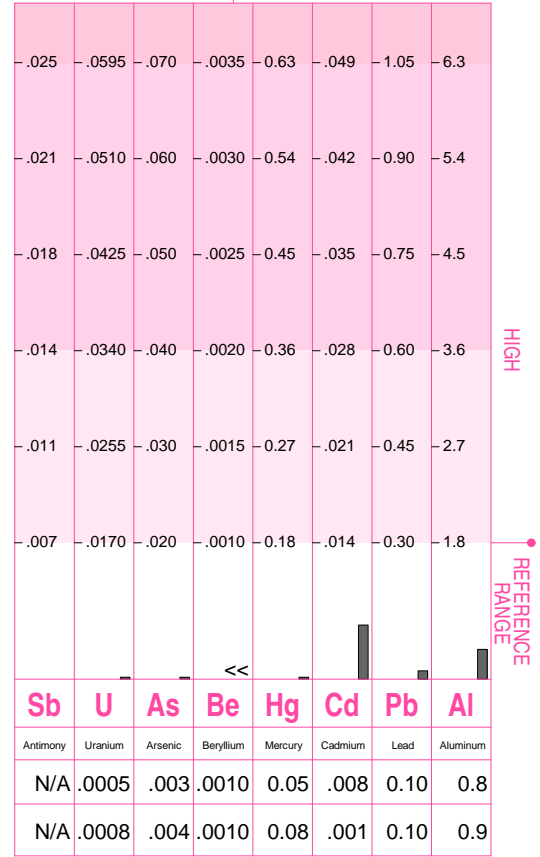
ACCOUNT NO.:

DATE:

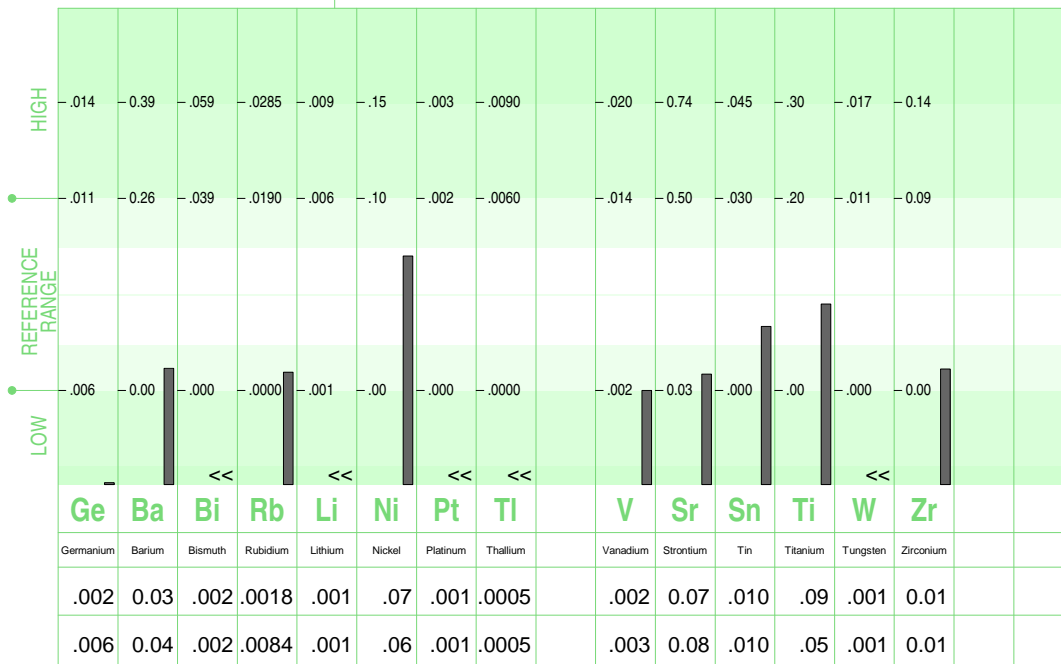
NUTRITIONAL ELEMENTS



TOXIC ELEMENTS



ADDITIONAL ELEMENTS



"<<": Below Calibration Limit; Value Given Is Calibration Limit

"QNS": Sample Size Was Inadequate For Analysis.

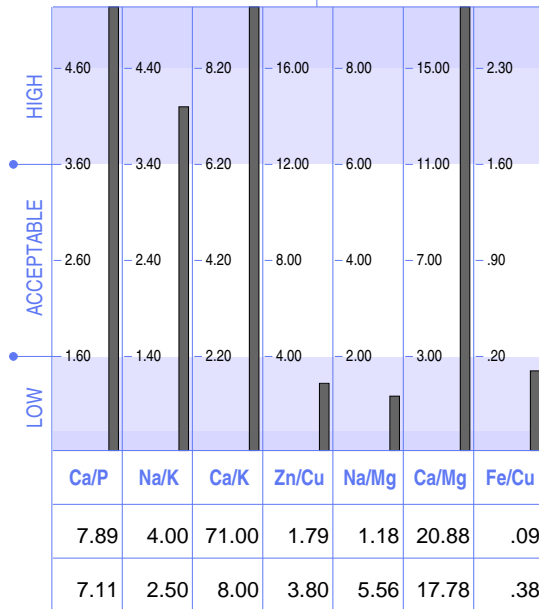
"N/A": Currently Not Available

Ideal Levels And Interpretation Have Been Based On Hair Samples Obtained From The Mid-Parietal To The Occipital Region Of The Scalp.

Laboratory Analysis Provided by Trace Elements, Inc., an H. H. S. Licensed Clinical Laboratory. No. 45 D0481787

29/04/2014
 CURRENT TEST RESULTS
 7/01/2014
 PREVIOUS TEST RESULTS

SIGNIFICANT RATIOS



TOXIC RATIOS



ADDITIONAL RATIOS

RATIO	CALCULATED VALUE		EXPECTED
	Current	Previous	
Ca/Sr	1014.29	800.00	131/1
Cr/V	15.00	16.67	13/1
Cu/Mo	9500.00	2500.00	625/1
Fe/Co	900.00	1900.00	440/1
K/Co	1000.00	8000.00	2000/1
K/Li	1000.00	8000.00	2500/1
Mg/B	48.57	51.43	40/1
S/Cu	427.47	719.40	1138/1
Se/Tl	140.00	N/A	37/1
Se/Sn	7.00	4.00	0.67/1
Zn/Sn	1700.00	1900.00	167/1

COPYRIGHT, TRACE ELEMENTS, INC. 2000, 2004, 2008

LEVELS

All mineral levels are reported in milligrams percent (milligrams per one-hundred grams of hair). One milligram percent (mg%) is equal to ten parts per million (ppm).

NUTRITIONAL ELEMENTS

Extensively studied, the nutrient elements have been well defined and are considered essential for many biological functions in the human body. They play key roles in such metabolic processes as muscular activity, endocrine function, reproduction, skeletal integrity and overall development.

TOXIC ELEMENTS

The toxic elements or "heavy metals" are well-known for their interference upon normal biochemical function. They are commonly found in the environment and therefore are present to some degree, in all biological systems. However, these metals clearly pose a concern for toxicity when accumulation occurs to excess.

ADDITIONAL ELEMENTS

These elements are considered as possibly essential by the human body. Additional studies are being conducted to better define their requirements and amounts needed.

RATIOS

A calculated comparison of two elements to each other is called a ratio. To calculate a ratio value, the first mineral level is divided by the second mineral level.

EXAMPLE: A sodium (Na) test level of 24 mg% divided by a potassium (K) level of 10 mg% equals a Na/K ratio of 2.4 to 1.

SIGNIFICANT RATIOS

If the synergistic relationship (or ratio) between certain minerals in the body is disturbed, studies show that normal biological functions and metabolic activity can be adversely affected. Even at extremely low concentrations, the synergistic and/or antagonistic relationships between minerals still exist, which can indirectly affect metabolism.

TOXIC RATIOS

It is important to note that individuals with elevated toxic levels may not always exhibit clinical symptoms associated with those particular toxic minerals. However, research has shown that toxic minerals can also produce an antagonistic effect on various essential minerals eventually leading to disturbances in their metabolic utilization.

ADDITIONAL RATIOS

These ratios are being reported solely for the purpose of gathering research data. This information will then be used to help the attending health-care professional in evaluating their impact upon health.

REFERENCE RANGES

Generally, reference ranges should be considered as guidelines for comparison with the reported test values. These reference ranges have been statistically established from studying an international population of "healthy" individuals.


Important Note: The reference ranges should not be considered as absolute limits for determining deficiency, toxicity or acceptance.

Toxic & Essential Elements; Hair


DEFER to your doctor as always

nucleotide blend + Indole 3 carbinol + calcium + see list of herbs on HHL supp list for Hot flashes

TOXIC METALS			
		RESULT µg/g	REFERENCE INTERVAL
Aluminum (Al)		2.1	< 7.0
Antimony (Sb)		< 0.01	< 0.050
Arsenic (As)		0.036	< 0.060
Barium (Ba)		0.14	< 2.0
Beryllium (Be)		< 0.01	< 0.020
Bismuth (Bi)		< 0.002	< 2.0
Cadmium (Cd)		0.014	< 0.050
Lead (Pb)		0.23	< 0.60
Mercury (Hg)		0.17	< 0.80
Platinum (Pt)		< 0.003	< 0.005
Thallium (Tl)		< 0.001	< 0.002
Thorium (Th)		< 0.001	< 0.002
Uranium (U)		0.001	< 0.060
Nickel (Ni)		0.09	< 0.30
Silver (Ag)		0.07	< 0.15
Tin (Sn)		0.05	< 0.30
Titanium (Ti)		0.22	< 0.70
Total Toxic Representation			



ESSENTIAL AND OTHER ELEMENTS			
		RESULT µg/g	REFERENCE INTERVAL
Calcium (Ca)		154	300- 1200
Magnesium (Mg)		14	35- 120
Sodium (Na)		27	20- 250
Potassium (K)		10	8- 75
Copper (Cu)		22	11- 37
Zinc (Zn)		120	140- 220
Manganese (Mn)		0.12	0.08- 0.60
Chromium (Cr)		0.42	0.40- 0.65
Vanadium (V)		0.039	0.018- 0.065
Molybdenum (Mo)		0.054	0.020- 0.050
Boron (B)		0.29	0.25- 1.5
Iodine (I)		0.30	0.25- 1.8
Lithium (Li)		0.014	0.007- 0.020
Phosphorus (P)		123	150- 220
Selenium (Se)		1.0	0.55- 1.1
Strontium (Sr)		0.26	0.50- 7.6
Sulfur (S)		46800	44000- 50000
Cobalt (Co)		0.003	0.005- 0.040
Iron (Fe)		15	7.0- 16
Germanium (Ge)		0.035	0.030- 0.040
Rubidium (Rb)		0.010	0.007- 0.096
Zirconium (Zr)		< 0.007	0.020- 0.42



SPECIMEN DATA		RATIOS		
COMMENTS: Run a HMT in 4 months to		ELEMENTS	RATIOS	RANGE
Date Collected: 04/14/2016	Sample Size: 0.203 g	Ca/Mg	11	4- 30
Date Received: 04/26/2016	Sample Type: Head	Ca/P	1.25	1- 12
Date Completed: 04/28/2016	Hair Color: Lithium	Na/K	2.7	0.5- 10
Methodology: ICP/MS	Treatment: Potassium	Zn/Cu	5.45	4- 20
	Shampoo:	Zn/Cd	> 999	> 800

DEFER to your doctor as always

Health history for hair test 950

What are your current symptoms and health history?

partly loss of smell and taste

phantom smell

loss of hearing

tinnitus

brassy / strange taste

tiny blisters in mouth (don't hurt)

involuntarily mouth noises

memory & concentration problems

jaw pressure / pain

tender teeth

receded gum line

loss of appetite

anemia

lots of wrinkles / weak collagen, thin, soft skin

sometimes muscle twitching

dry mouth at night

tingling in different parts of body

ongoing bladder infection (= bacteria found in urine)

no sweating

blurred vision

gnash teeth (if short of magnesium)

thick, cracked skin under heels

very pale fingernails, no moons, lots of vertical ridges

tend to loose weight

hair loss

frequent urination

frequent yawning

constant bloated stomach (since teen age)

protruded veins on hands and forearms

stuffed nose

2. Dental history (Wisdom teeth removed and when? Any other extractions. First root canal placed? Braces? First amalgam etc...)

3 wisdom teeth removed at the age of 19; braces for 5 years as a teenager, 2 root canal fillings for 5 years in the mid-thirties, first amalgam as a teenager, I had 15 – 20 amalgam fillings between teenage and 37 years of age for 10 – 20 years (partly taken out without precautions), 1 titanium implant since 2004

3. What dental work do you currently have in place? What part of the dental clean-up have you completed?

5 big gold (harder gold) fillings, two gold-ceramic crowns, several ceramic fillings, some plastic fillings, 1 implant with a zirconia crown, 1 ceramic crown, 1 big composit filling with ceramic glue, 1 tooth missing, no root-canal

What dentistry did your mother have at any time before or during pregnancy?

I don't know

What vaccinations have you had and when (including flu and especially travel shots)?

Pox, lots of polio, 3x tetanus, FSME, Typhus, Hep. A + B, Diphtherie

Supplements and medications (including dosages) taken at time of hair test, or for the 3-6 months before the sample was taken?

No medications, lots of supps: e.g. high dose Methyl-B12 and other co-enzymed Bs, Potassium, Sodium, Magnesium, up to 150mg Lugols and Iodoral, Boron, Manganese (10 – 20mg/day), Selenium (200mcg), Milk thistle, Taurine, Vit. C, E, A, Zinc (30mg), Copper (3mg), Celtic sea salt, Fish Oil, Silicia, Panthetine, PABA, HCL, Enzymes, TMG

What is your age, height and weight?

51, 173 cm, 60 kg

Other information you feel may be relevant?

What is your location – city & country (so that we can learn where certain toxins are more prevalent).

Adelaide, South Australia (last 3 years), before New Zealand and Germany